



Client Guide





Contents:

Vision	... 3	- Prints on Canvas	... 14
Why Bubblesnap Photography?	... 4	- Prints on Metal	... 16
The Bubblesnap Experience	... 7	- Prints on Wood	... 18
- Step 1: The Consult	... 7	- Signature Albums	... 20
- Step 2: The Session	... 7	- ArtWalls	... 22
- Step 3: The Reveal	... 8	- WallCollages	... 24
Products	... 9	What to wear to your session?	... 26
- ImageBlocks	... 10	Investment	... 28
- Prints on Acrylic	... 12	About	... 29





VISION:

Photography is personalized art, and art deserves to be displayed.

My vision as a photographer is to create timeless pieces that someone will display in their home for years to come, and pass on to their loved ones as heirlooms.



Why Choose bubblesnap Photography?

1. *Newborn Safety*: I am AANPS- (American Association of Newborn Photography Safety) and APNPI- (Accredited Professional Newborn Photographers International) certified.

2. *The Experience*: From the reveal (see page 8) to the hand-delivery and installation of products, the service and experience I provide is unlike others.



3. *Wall-art, albums & table-top displays:* If you like displaying your photos, the range of products I offer is unique.
4. *Flexibility:* With my À La Carte menu, your purchase is tailored precisely to your wishes, down to a single photo.
5. *Themes:* I love themes, and gladly incorporate them in your session, artistically and free of extra charges.
6. *Special Ones:* With my training & experience, I am accredited by the Special Kids Photography of America.



The BUBBLESNAP Photography Experience:

BubbleSnap Photography is a full-service boutique photography business. My goal is to offer not only an amazing session, but also quality products that last a lifetime.

STEP ONE - THE CONSULTATION

Once you schedule your session, we start planning everything from location (which may be your cozy home or a favorite park) to any theme or props that you may want. We also discuss the kind of products you are most interested in, and I am happy to share samples of my products.

Consultation may take place in person or over the phone.

STEP TWO - THE SESSION

The fun and magic happens here, when we capture your memories. My style is a mix of candid and posed, which makes for great wall-art.



STEP THREE - THE REVEAL

This is seriously the best part!

Two weeks after your session, we get together to see a slideshow of your beautiful photographs. No need to hire a babysitter, since the reveal happens in the comfort of your own home. I bring a little snack or dessert for us to share while we gush over and enjoy your slideshow.

You will also get to see samples of my products, and ask any questions that you may have. The goal of the reveal is to finalize your order. To help make it stress-free, it is a good idea to take a look at all of my products and collections beforehand, so you have an idea of what might work best for you.

Digital files purchased are made available within 24 hours, while print products require 2-4 weeks.

The following pages describe my key products.



PRODUCTS






Image Blocks:

Stunning table-top displays!

Image Blocks are self-standing photo prints that are face-mounted to one inch thick plexiglass, with hand-polished crystal clear edges.

Surfaces: Lustre or Metallic

Sizes: 3.5"x3.5" | 4"x6" | 5"x5" | 5"x7" | 6"x6" | 8"x10"



PRINTS ON ACRYLIC:

Sleek and modern, photographic prints get extra depth and radiance with polished acrylic. Draws out the three-dimensional drama in your images, with maximum color and detail.

Sizes: 8"x10" to 3.5'x8'

Backing: DiBond or white paper

Hanging: French cleat or stainless posts





PRINTS ON CANVAS:

Display your photos like fine art!

Printed directly onto the canvas, and then stretched and stapled onto an artist's wood frame, canvas prints are hand-crafted in two different depths, 1.5" and 2.5"

Sizes: 8"x10" to 3.5'x8'

Arrangements: Single, cluster, or split

Hanging: Beehive, sawtooth or wire hanger





PRINTS ON METAL:

Edgy, stylish and contemporary, the luminescence and vibrancy of these prints is unparalleled.

Printed directly onto specially coated aluminum sheets, metal prints show off color like no other medium can.

Sizes: 8"x10" to 3.5'x8'

Surfaces: High gloss, mid-gloss, satin, or matte

Hanging: Float mount hanger or stainless posts







PRINTS ON WOOD:

Striking, eco-friendly wall displays.

Photos are printed directly on half inch thick sustainable maple wood boards. The grain and other characteristics of the wood show through the lighter areas of the image.

The final product has a natural, warm tone and vintage feel.

Sizes: 8"x10" to 4'x8'

Display: Full-bleed or choice of borders

Hanging: Keyhole or float mount hanger






Signature Albums:

Sturdy, lay-flat albums featuring panoramic spreads printed on thick, E-Surface photographic paper.

Page color: Black or White

Cover options: Leather or Linen

Sizes: 5"x5" | 8"x8" | 10"x10" | 12"x12"





ARTWALLS:

A single image turned into a 3D work of art!

An ArtWall is created by printing a single image on multiple panels of metal, canvas or paper, and then arranging and connecting them in at least three layers of depth, to display as a single piece.

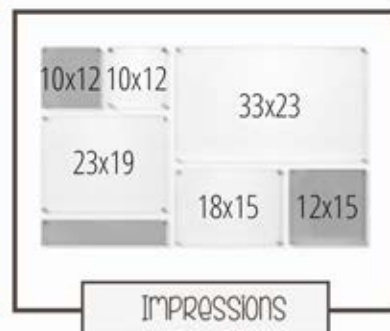
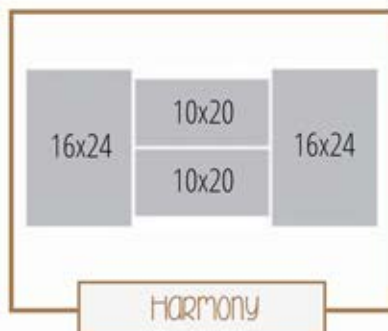
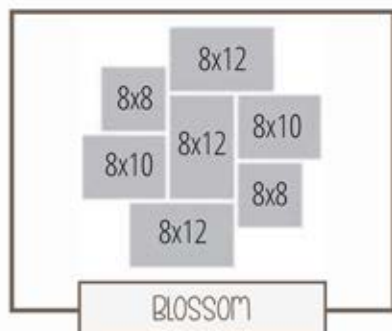
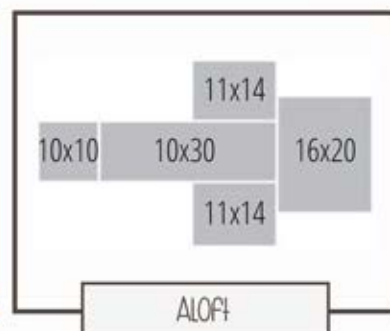
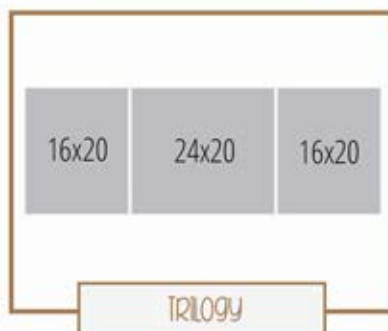
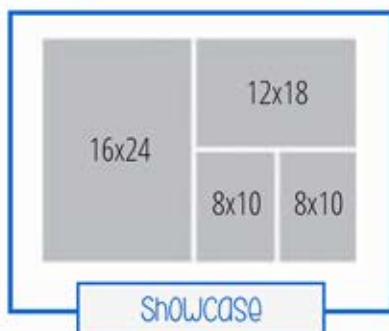
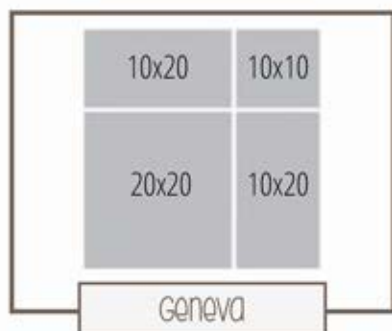
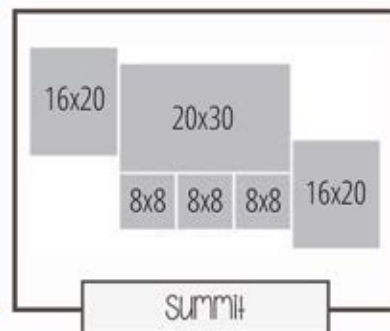
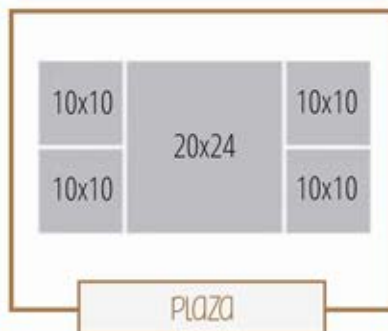
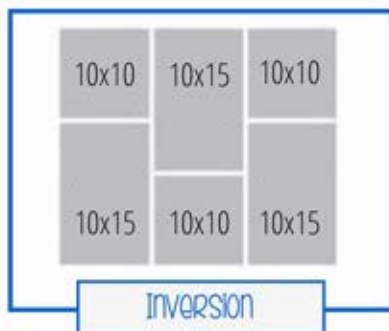
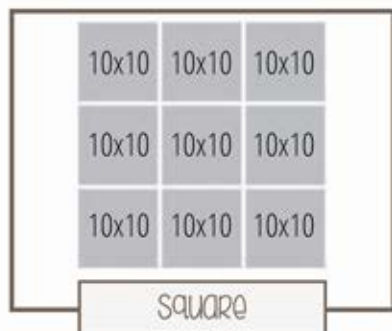
Surely, a conversation starter!

Sizes: Custom (starting at 30"x40")

Assembly: Posts and screws

Hanging: French cleat

Assembly and installation included





WALL COLLAGES:

A cluster of three or more images.

Framed photographic prints, or individual images printed on acrylic, canvas, metal or wood, which are displayed as a collage on your wall.

Sizes: Custom

Assembly and installation included

What to wear?

DO: Choose a color scheme based on where you'd like to hang your photos. For example, if you are planning on a living room wall display, and your living room is done in earth tones, choose colors that will coordinate.

DON'T: Match. Just complement each other.





DO: Layer. Sweaters, scarves, jewelry, blazers - layers create visual interest and add texture.

DON'T: Overdo patterns. Plaids, polkadots, florals and stripes can be overwhelming when overdone, but mixing in a pattern here or there creates interest.

DO: Pay attention to shoes. A pair of Nike sneakers mixed with cute boots and dress shoes can be an eyesore.

DON'T: Wear logos. A big logo across a t-shirt shifts the focus away from the people and takes the eye right to the t-shirt.

DO: Stay comfortable! If you are not, it will show in the photos.

DON'T: Overthink it! You want your family to look like your family; so, don't stress too much about the outfits.

For ideas, visit my pinterest board "What to wear to your session"

Investment:

Your investment has two components: a Sitting Fee; and a Product Fee.

SITTING FEE

A non-refundable sitting fee of \$200 is paid at the time a session is booked. It includes:

- a consultation;
- a retainer to hold your session date and time;
- on-location or in-studio session; and
- a reveal appointment to view your photos.

It does *not* include digital images or print products.

Should you need to reschedule, the amount paid may be applied to another photography session within 365 days.

PRODUCT FEE

At the Reveal, you may choose to purchase one of my collections (i.e. bundles of pre-selected products), or your own selection of products from my à la carte menu.

Orders placed at the Reveal receive a 20% concession, since no storage and other costs are incurred up until that point. After Reveal, orders may be placed up to a period of one month, after which photographs are permanently removed from storage.

Clients typically spend between \$1,500 to \$4,500 on products. To view my Product Price Sheet, please get in touch.

For gift certificates and all other inquiries, please email:
info@BubbleSnapPhotography.com





ABOUT:



I am Uzma, a mom, a wife, a realtor and a photographer.

Portrait photography is my passion; and I love creating personalized artwork. I can't wait to create yours.





maternity 🌿 newborn 🌿 family
www.bubblesnapphotography.com